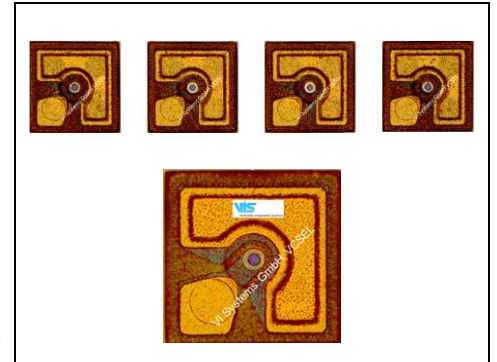


Up to 56 Gbit/s VCSEL (850nm)

Product Code:	V50-850C1	1x1 chip
	V50-850C4	1x4 array
	V50-850C12	1x12 array



Actual product may vary in appearance.

Product Description

These compact and very high modulation rate top-emitting GaAs-based vertical cavity surface emitting laser (VCSEL) chips and 1xN (N=4,12) arrays are available as engineering samples for use in the development and evaluation of optical interconnections, optical backplanes and integrated waveguides, and next-generation optical data communications systems. The VCSELs are contacted on the top-surface individually using ground-source (GS) microprobes, wire bonds, or flip-chip bonds.

Features

- Up to 12 parallel channels
- Up to 56 Gbit/s per channel
- High temperature stability
- Device-to-device pitch of 250 μm
- Suitable for wire or flip-chip bonding

Applications

- Ethernet
- Proprietary optical interconnects
- Active Optical Cables (AOC)
- Short-reach 100G Ethernet
- Short-reach 400G Ethernet

Parameter	Typical	Notes
Emission wavelength	850 nm (available 835 – 865 nm)	
Data rate	Up to 56 Gbit/s	
Threshold current	< 0.5 mA	
Peak output power	4 mW	

All product specifications and descriptions are subject to change without notice.

Please contact our sales department for additional information and to receive a quotation: sales@v-i-systems.com

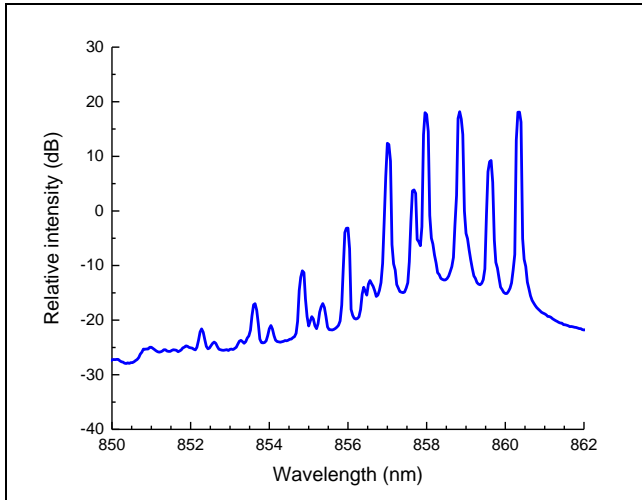
Datasheet

V50-850C

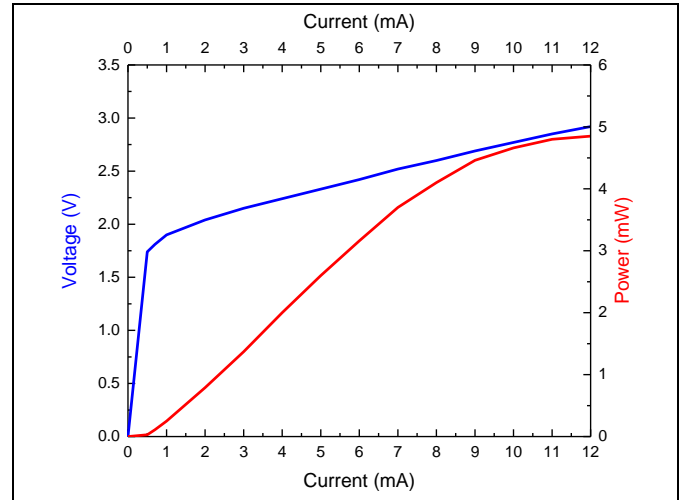


Vertically Integrated Systems

Optical spectrum



L-I-V Diagram



Electro-optical characteristics (T = 0 to 85 °C)

Parameter	Symbol	Test Condition	Min	Typ	Max	Unit
Emission wavelength	λ		835		865	nm
Maximum data rate	BR	NRZ, 4-PAM		50	56	Gbit/s
Bandwidth	BW (f_{3dB})			21		GHz
Rise / Fall time	τ_R / τ_F	20%-80%		12 / 12		ps
Slope efficiency	η	5-10 mA	0.3		0.45	W/A
Threshold current	I_{th}				0.5	mA
Differential resistance	R_d	5-10 mA		80	120	Ω
Capacitance	C			300		fF
Beam divergence	θ	FWHM		20		°
Peak output power	P_{max}				4	mW
Threshold uniformity	ΔI_{th}			0.1		mA
Slope efficiency uniformity	$\Delta \eta$			0.1		W/A
Slope efficiency variation	$\Delta \eta_T$			≤ -0.5		%/K
Thermal resistance	$R_{thermal}$			2		°C/mW
Optical spectrum				Multi mode		
Spectral bandwidth (RMS)	$\Delta \lambda_{RMS}$		0.2	0.4	0.6	nm

All product specifications and descriptions are subject to change without notice.

Please contact our sales department for additional information and to receive a quotation: sales@v-i-systems.com

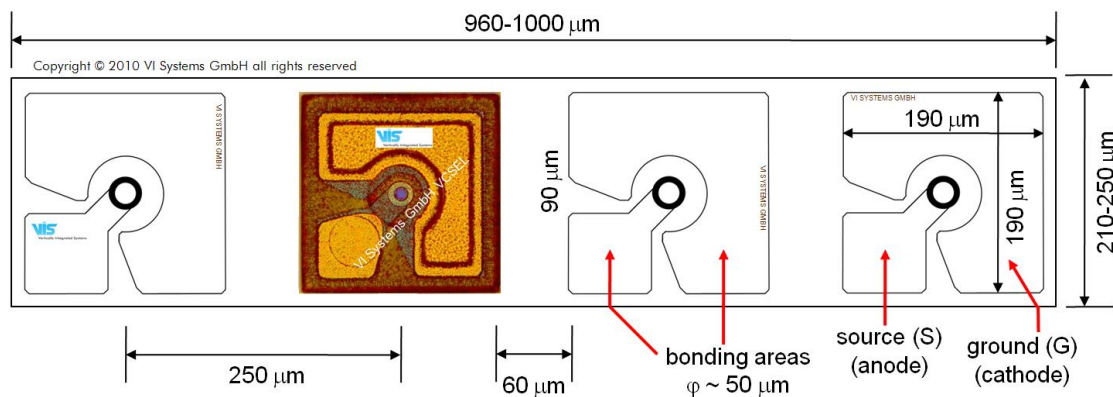
Absolute Maximum Ratings

Parameter	Symbol	Test Condition	Min	Max	Unit
Peak forward current	I_f			9	mA
Maximum reverse voltage	V_{rv}			5	V
Operating temperature	T_{op}			85	°C
Storage temperature	T_{st}		-40	100	°C
Soldering temperature	T_{sl}	max 260 sec		150	°C

Mechanical Dimensions

Parameter	Type	Min	Typ	Max	Unit
VCSEL pitch	All		250		μm
Length 1x1 VCSEL chip	V50-850C1		210	250	μm
Length 1x4 VCSEL array	V50-850C4		960	1000	μm
Length 1x12 VCSEL array	V50-850C12		2960	3000	μm
Height	All	140	150	160	μm
Width	All		210	250	μm

Dimensions



All product specifications and descriptions are subject to change without notice.

Please contact our sales department for additional information and to receive a quotation: sales@v-i-systems.com


Datasheet

V50-850C




Vertically Integrated Systems

Eye diagram at 50 Gbit/s NRZ

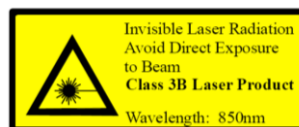


Eye diagram at 25GBaud 4-PAM



Qualification Notification

The V50-850Cx has been tested to meet specifications outlined in this data sheet at room temperature. However, it has not undergone full qualification testing or characterization and therefore may not meet the performance specifications over all extremes.



VI Systems GmbH
Hardenbergstrasse 7
10623 Berlin
Tel.: +49 30 3083143 30
Fax: +49 30 3083143 59
sales@v-i-systems.com
www.v-i-systems.com
www.facebook.com/VISystems



All product specifications and descriptions are subject to change without notice.
Please contact our sales department for additional information and to receive a quotation: sales@v-i-systems.com

www.v-i-systems.com

VI Systems GmbH Hardenbergstrasse 7 D-10623 Berlin

No. 160215-Rev 1.2

July 2016